


How to avoid antibiotic residue contamination in milk bulk tanks

Here are **nine common missteps** that can contaminate your bulk tank with antibiotic residues. Learn our tips and recommendations for avoiding each one.





1 Antibiotic-treated cows are milked before untreated cows.

Always **milk treated cows last**, and sanitize the milking unit between each milking.


2 One quarter of the udder is treated and the milk is withheld from the tank, but milk from the other three quarters is not withheld.

Always discard milk from **all four quarters** of a treated cow.



3 A treated cow is mistaken for an untreated cow, and the milk is routed to the main pipeline.

Establish a **treated-cow identification protocol**: Before treatment, apply at least two different visual identification methods, such as leg bands, chalk marks, tail tape, or neck chains. Identification should be secure but easily removed when the drug withholding time has expired.




4 A treated cow during dry-off is unintentionally milked, and the milk is routed to the bulk tank.

Segregate treated dry cows from lactating cows, preferably in a separate facility.


5 All treated cows are milked last, as they should be, but the milk line is not diverted from the bulk tank.

Develop a **protocol to help ensure milk is diverted**.



1. Hang a treated cow list on the bulk tank swing line. The list should include instructions to remove the swing line before milking treated animals.
2. After milking untreated cows, remove the milking units and prepare them for the treated animals.
3. Pull the swing line out of the bulk tank, and use the treated cow list to cross-check that all treated animals have been withheld from the bulk tank.



Untreated



Treated




6 Vacuum from the milk pipeline is used to operate dump-milk buckets.

Always milk treated cows after untreated cows. **Frequent disposal of contaminated** milk from dump buckets can also potentially reduce overflow into the pipeline.

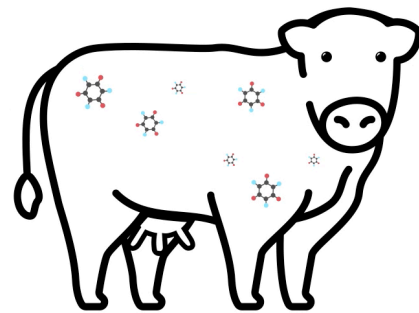
7 Lactating cows treated before purchase are milked, and the milk is routed to the bulk tank.

Always **test newly purchased lactating cows** before adding their milk to the bulk tank.



8 Medicated feed is accidentally mixed into lactating-cow feed.

Medicated feeds **should not be used with lactating dairy cows**. If medicated feeds are used for nonlactating animals, store the feeds in a separate facility from lactating-cow feeds.



9 Although the appropriate withhold time has passed, drug residues are still present in the treated cow's milk.

All cows **withhold drug residues for different periods of time**. The cow's age, antibiotic type, and whether the treatment was "extra label" affect the withhold time. Before allowing milk from a treated cow into the bulk tank, always test the milk. A negative result is required.

Avoiding these common missteps can help you deliver safe, wholesome foods for the consumer.

For more information, contact your IDEXX representative.

Test with Confidence™

